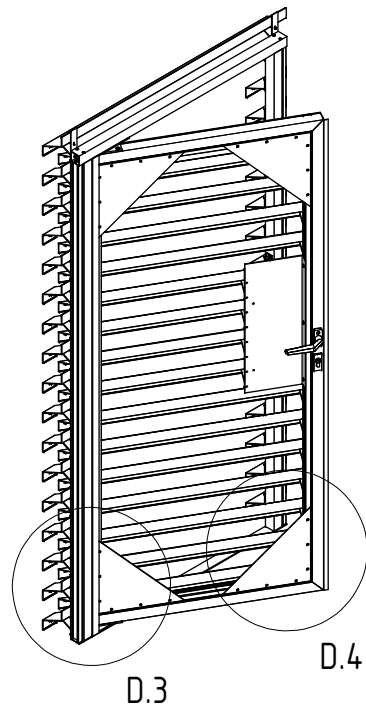


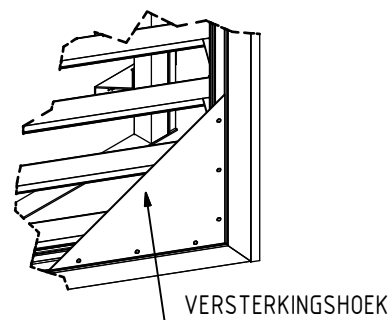
D.1

D.2

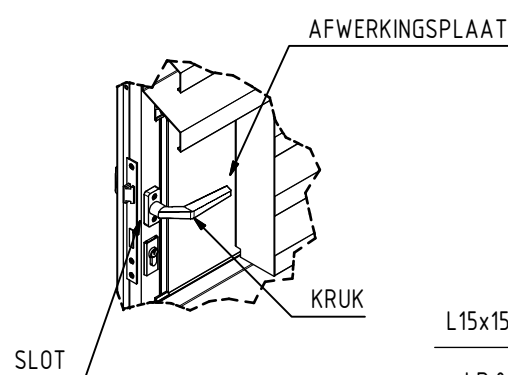


D.3

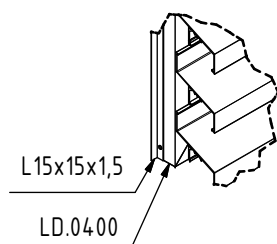
D.4



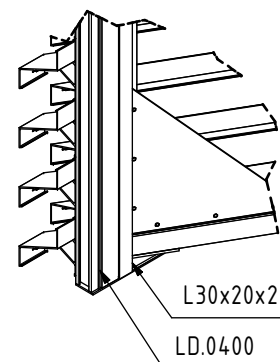
DETAIL D.4



DETAIL D.1

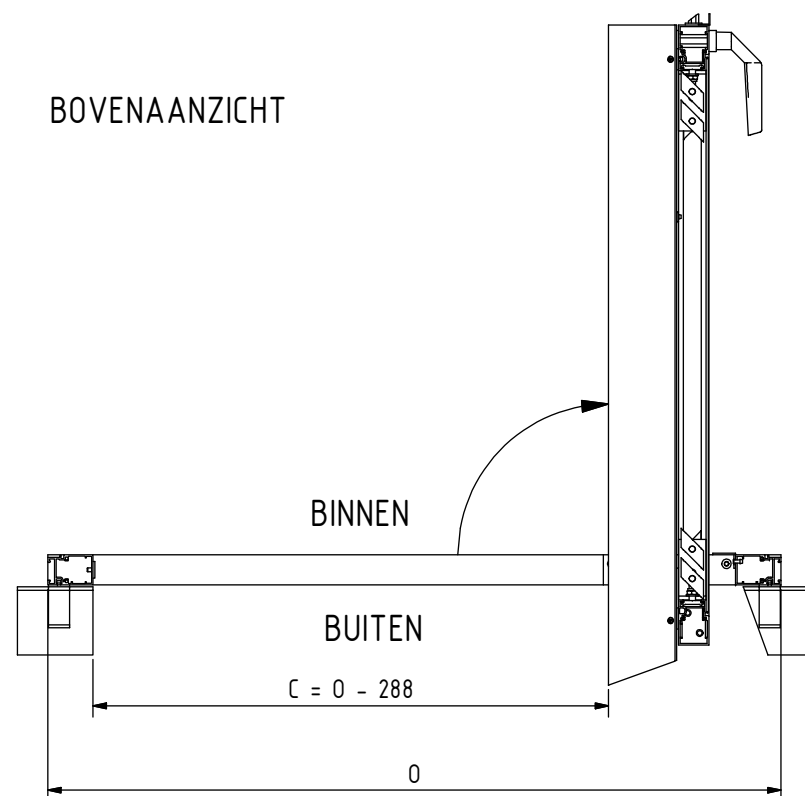


DETAIL D.2



DETAIL D.3

BOVENAANZICHT

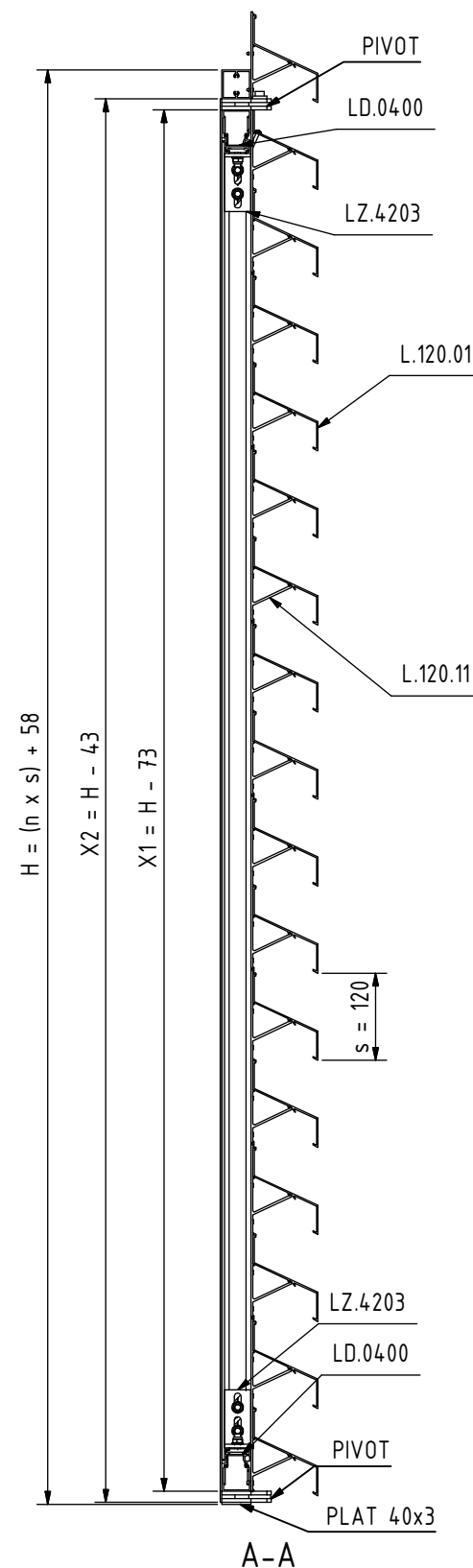


BINNEN

BUITEN

 $C = 0 - 288$

0

 $H = (n \times s) + 58$ $X2 = H - 43$ $X1 = H - 73$

PIVOT

LD.04.00

LZ.4.203

L.120.01

L.120.11

 $s = 120$

LZ.4.203

LD.04.00

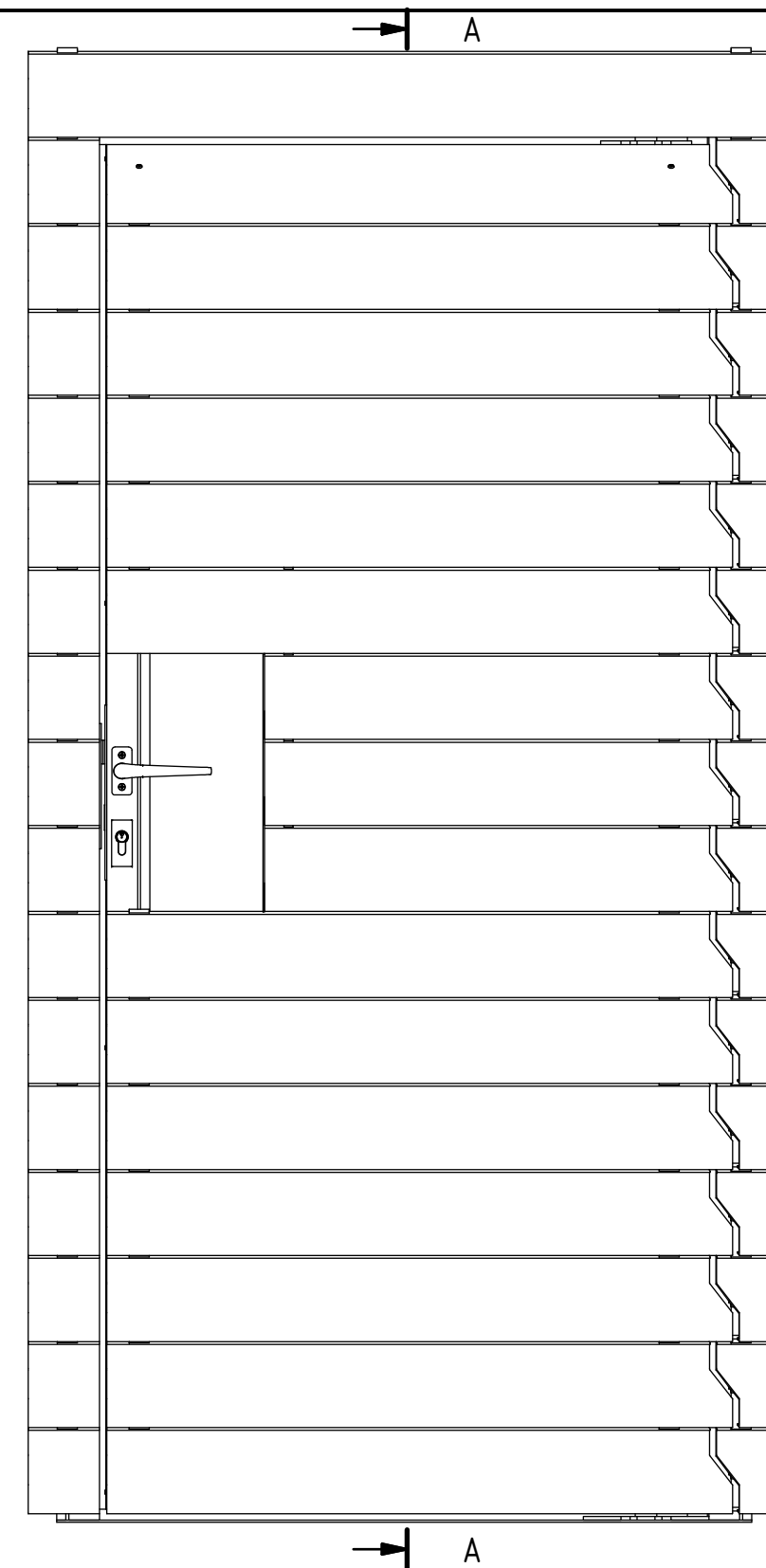
PIVOT

PLAT 40x3

A-A

LEGENDE

- O: Overmeten deurbreedte [mm]
C: Nuttige opening - breedte [mm]
H: Overmeten deurhoogte [mm]
X1: Hoogte deurvleugel [mm]
X2: Nuttige opening - hoogte [mm]
s: Stap lamel [mm]
n: Aantal lamellen op deurvleugel



A

A

Maximale afmetingen in overleg met R&D afdeling NV Renson Projects.



NV RENSON Projects
Maalbeekstraat 6
8790 Waregem
Belgium

Tel.: +32 (0)56 62 71 07
Fax: +32 (0)56 62 71 47
www.renson.eu

DEUR

TYPE: LINIUS

SUBTYPE: PIVOTEREND

OMSCHRIJVING: ENKELE DEUR L/BI - LAMEL: L.120.01

PRODUCTFICHE

FICHE N°
DR-L-1.1503

VERSIE
V.01

Schaal:
1/10
Orig. formaat:
A3

Deze tekening is eigendom van NV RENSON PROJECTS, en mag noch gekopieerd, noch getoond worden aan derden zonder schriftelijke toestemming.

R:\CAD\91- ProductFiches\WV\DR\DR_L-1.1503-NL.dwg